

# MILL BROOK INDUSTRIES, INC.

MBI's Seating incorporates features that give you comfort, durability, value, and style.

## N800 Series Premium Lightweight Folding Chair



DOUBLE HINGE



DOUBLE RIVETED U BRACE



**SittingGreen**

ANSI/BIFMA X7.1-2007

MBI IS PROUD TO OFFER THE **SITTINGGREEN™** FOLDING CHAIR LINE FOR EDUCATIONAL, RELIGIOUS, HOSPITALITY, GOVERNMENT, OFFICE AND INSTITUTIONAL PUBLIC FACILITIES. AVAILABLE AND IN-STOCK IN 5 COLOR COMBINATIONS. THE N800 SERIES PRESENTS AN ENVIRONMENTALLY RESPONSIBLE, ECO-FRIENDLY, FOLDING CHAIR. THE **SITTINGGREEN™** LINE ADHERES TO ANSI/BIFMA #X7.1-2007 VOC EMISSIONS STANDARDS (CRITERIA #1-TVOC, FORMALDEHYDE, ALL ALDEHYDES & 4-PHENYLCYCLOHEXENE), PROVIDES LEED POINTS (OPTION 4.5 FOR FURNITURE) FOR GREEN BUILDINGS, & PROVIDES POINTS IN THE BIMA "LEVEL" PROGRAM, CRITERIA #1.



WHILE THE ENTIRE FOLDING CHAIR LINE MEETS ANSI/BIFMA STANDARDS, INCLUDING A 300LB. SEAT DROP TEST, MOST HAVE RECENTLY PASSED A MORE STRINGENT TESTING FOR 600LBS. OF STATIC WEIGHT AND 480LBS. OF MOVING WEIGHT ON THE SEAT AREA.



BACKED BY LIMITED MANUFACTURER WARRANTY, OFFERED TO THE ORIGINAL USER/PURCHASER AGAINST ALL MANUFACTURER DEFECTS IN MATERIAL AND WORKMANSHIP FOR 10 YEARS.

### FEATURES:


- 29 3/4"H x 18 3/4"W x 20 3/4"D
- TWO U-SHAPED, DOUBLE RIVETED CROSS BRACES
- 18-GAUGE STEEL TUBING, 7/8" ROUND TUBULAR FRAME
- DOUBLE HINGES ON EACH SIDE FOR ADDED STABILITY AND DURABILITY
- FEATURES A UNIQUE FULL SIZE DOUBLE CONTOURED HIGH BACK AND WATERFALL SEAT
- V-SHAPED STABILITY PLUGS
- HOLDS 480LBS. OF MOVING WEIGHT
- SITTINGGREEN™ -ANSI/BIFMA X7.1-2007
- CHOOSE FROM 5 IN-STOCK COLOR COMBINATIONS.




BLUE PLASTIC  
GREY FRAME [N805]



BURGUNDY PLASTIC  
BLACK FRAME [N818]



BLACK PLASTIC  
BLACK FRAME [N810]



WHITE PLASTIC  
WHITE FRAME [N821]

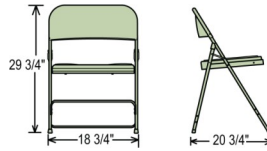


GREY PLASTIC  
GREY FRAME [N802]

# MILL BROOK INDUSTRIES, INC.

MBI's Seating incorporates features that give you comfort, durability, value, and style.

## N800 Series *Premium Lightweight Folding Chair*



### DIMENSIONS

|                |           |
|----------------|-----------|
| OVERALL HEIGHT | 29 3/4"   |
| OVERALL WIDTH  | 18 3/4"   |
| OVERALL DEPTH  | 20 3/4"   |
| OVERALL WEIGHT | 8 1/2 LBS |

|               |        |
|---------------|--------|
| FOLDED HEIGHT | 38"    |
| FOLDED DEPTH  | 2 1/2" |


|             |         |
|-------------|---------|
| SEAT HEIGHT | 17 3/4" |
| SEAT WIDTH  | 15 3/4" |
| SEAT DEPTH  | 16"     |

|             |         |
|-------------|---------|
| BACK HEIGHT | 13 1/2" |
| BACK WIDTH  | 18 3/4" |

PACKED PER CARTON 4

### NDY700/800 *Chair Dolly*

- 35"H x 40"W x 19"D
- CONSTRUCTED OF 11-GAUGE STEEL
- STACKS UP TO 36 OF THE N800 SERIES
- 7/8" ROUND TUBULAR HANDLE AND 4" POLYOLEFIN CASTERS; 2 SWIVEL



### N84 *Chair Caddy*

- 67" W x 33 1/4"D x 70"H- WEIGHT 100 LBS.
- CHAIR CAPACITY 84 FOLDING CHAIRS
- 9-GAUGE MAIN FRAME WITH TUBE IN TUBE DESIGN FOR ADDED STRENGTH AND STABILITY WITH 14-GAUGE CROSS BRACES AND 16-GAUGE HANGING RODS
- DARK BROWN POWDER COATED STEEL
- HEAVY DUTY CASTERS 4" x 1 1/4" SWIVEL WHEELS FOR EASY GLIDING

### NDY35/50 *Chair Storage Truck*

- EASY HANDLING WITH 4 CASTERS: 2 SWIVEL AND 2 STATIONARY
- NDY35 MEASURES 38 1/2"H x 19 1/4"W x 81"D
- NDY50 MEASURES 38 1/2"H x 19 1/4"W x 109 1/2"D
- NDY50 HAS EXTRA SWIVEL CASTER IN THE MIDDLE FOR SUPPORT
- 3 TUBULAR HANDLES-ONE AT EACH END AND ONE IN THE MIDDLE

